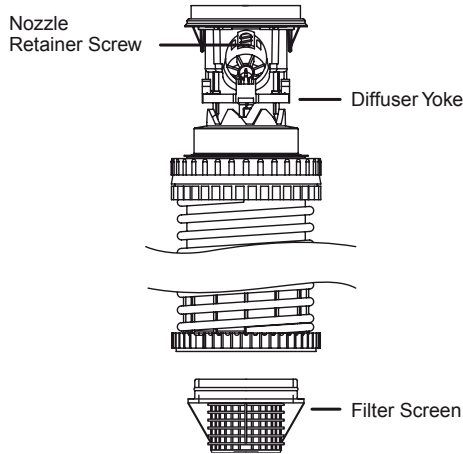


Hunter[®]

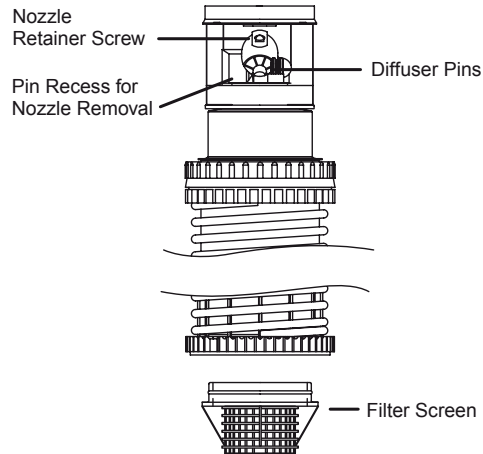
Institutional Series™

I-60
Gear Driven Sprinkler

I-60-36S Riser Assembly



I-60-ADS Riser Assembly

**NOZZLE INSTALLATION**

Tools needed: T-handle tool p/n 319100, riser service tool p/n 279100, Hunter wrench or 3/32" Allen.

Preparation

Unscrew the body cap from the body of the sprinkler. Remove the body cap. Using the key end of the Hunter wrench, pull up on the riser assembly to remove it from the body.

Remove the filter screen. Place the riser assembly's lower end into the base of riser service tool p/n 279100. Press the tool's metal bar down over the riser spring. Continue compressing the spring until the bar enters the slots in the tool's base. Rotate the bar to engage with the tool's base, thereby holding the spring under tension.

Nozzle Removal and Replacement

I-60-36S: The nozzle is retained in the nozzle housing by a setscrew. To remove the nozzle, back out the setscrew so that the nozzle will clear. Rotate the nozzle housing to place the diffuser yoke at its lowest position in order to provide clearance. Grasp a nozzle tab with pliers and pull to remove.

I-60-ADS: The nozzle is retained in the nozzle housing by a setscrew. To remove the nozzle, first slide the diffuser pins to the extreme left, from the viewer's perspective, past the black stop post.

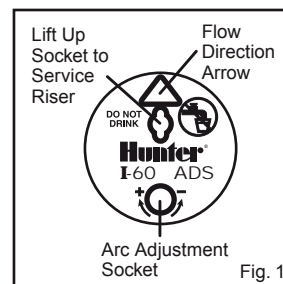
All Models: Place the replacement nozzle in the housing. Press firmly to fully seat the nozzle so that it will clear the retaining setscrew. This can be accomplished with the T-handle tool's open end. Run the setscrew down to retain the nozzle, taking care not to run it down so far as to interfere with the nozzle stream. For I-60-ADS models, ensure the diffuser pins are placed back in line with the nozzle.

Visually check for proper assembly of nozzles and setscrews. Reverse the preparation procedure to reassemble the unit.

Arc Adjustment

All I-60-ADS adjustable arc sprinklers are preset at approximately 180°. Sprinklers may be adjusted with water on or off. It is recommended that initial adjustment be made before installation.

- Using the palm of your hand, rotate the nozzle turret counterclockwise to the left stop to complete any interrupted rotation cycle (Fig. 2).
- Rotate the nozzle turret clockwise to the right stop. This is the fixed side of the arc. The nozzle turret must be held in this position for all arc adjustments.



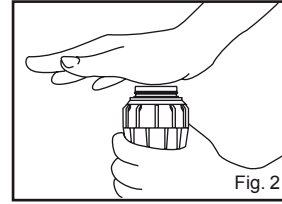
Auckland NZ
PH: (09) 919 7600
FAX: (09) 919 7604

Distributed
by: **aquaspec**
www.aquaspec.co.nz 0800 353 966

Christchurch NZ
PH: (03) 968 3230
FAX: (03) 968 3231

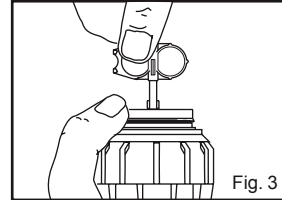
To increase arc:

1. Insert the key end of the Hunter wrench into the adjustment socket (Fig. 1 and Fig. 3).
2. While holding the nozzle turret at the right stop, turn the wrench clockwise. Each 360° turn of the wrench increases the arc 45°.
3. Adjust to any arc between 40°–360°.
4. Wrench will stop turning, or there will be a ratcheting noise, when the maximum arc (360°) is reached.



To decrease arc:

1. Insert the key end of the Hunter wrench into the adjustment socket (Fig. 1 and Fig. 3).
2. While holding the nozzle turret at the right stop, turn the wrench counterclockwise. Each 360° turn of the wrench decreases the arc 45°.
3. Adjust to any arc between 40°–360°.
4. Wrench will stop turning, or there will be a ratcheting noise, when the minimum arc (40°) is reached.



Performance Charts

I-60 36S Nozzle Performance Data					
Nozzle	Pressure PSI	Radius ft.	Flow GPM	Precip in/hr	Precip mm/hr
7 Orange	40	51'	6.5	0.24	0.28
	50	54'	7.5	0.25	0.29
	60	56'	8.0	0.25	0.28
10 Lt. Green	40	53'	8.5	0.29	0.34
	50	56'	9.5	0.29	0.34
	60	58'	10.2	0.29	0.34
13 Lt. Blue*	40	56'	10.5	0.32	0.37
	50	58'	12.4	0.35	0.41
	60	60'	13.0	0.35	0.40
15 Gray	40	58'	12.5	0.36	0.41
	50	60'	14.0	0.37	0.43
	60	62'	15.1	0.38	0.44
18 Red	40	59'	15.6	0.43	0.50
	50	62'	17.7	0.44	0.51
	60	65'	18.9	0.43	0.50
20 Dk. Brown	40	62'	17.5	0.44	0.51
	50	64'	19.1	0.45	0.52
	60	67'	20.8	0.45	0.51

* Factory-installed nozzle
Note: All precipitation rates calculated for 360-degree operation.

I-60 36S Nozzle Performance Data - Metric							
Nozzle	Pressure Bars	Pressure kPa	Radius m	Flow m³/hr	Precip l/mi	Precip mm/hr	Precip mm/hr
7 Orange	2.8	275	15.5	1.48	24.6	6	7
	3.4	344	16.5	1.70	28.4	6	7
	4.1	413	17.1	1.82	30.3	6	7
10 Lt. Green	2.8	275	16.2	1.93	32.2	7	9
	3.4	344	17.1	2.16	36.0	7	9
	4.1	413	17.7	2.32	38.6	7	9
13 Lt. Blue*	2.8	275	17.1	2.39	39.7	8	9
	3.4	344	17.7	2.82	46.9	9	10
	4.1	413	18.3	2.95	49.2	9	10
15 Gray	2.8	275	17.7	2.84	47.3	9	10
	3.4	344	18.3	3.16	53.0	10	11
	4.1	413	18.9	3.43	57.2	10	11
18 Red	2.8	275	18.0	3.54	59.1	11	13
	3.4	344	18.9	4.02	67.0	11	13
	4.1	413	19.8	4.29	71.5	11	13
20 Dk. Brown	2.8	275	18.9	3.98	66.2	11	13
	3.4	344	19.5	4.34	72.3	11	13
	4.1	413	20.4	4.72	78.7	11	13

I-60 ADS Nozzle Performance Data					
Nozzle	Pressure PSI	Radius ft.	Flow GPM	Precip in/hr	Precip mm/hr
7 Orange	40	50'	6.5	0.50	0.58
	50	52'	7.1	0.51	0.58
	60	54'	7.7	0.51	0.59
10 Lt. Green	40	53'	8.5	0.58	0.67
	50	56'	9.5	0.58	0.67
	60	58'	10.2	0.58	0.67
13 Lt. Blue*	40	56'	10.5	0.64	0.74
	50	58'	12.1	0.69	0.80
	60	60'	13.0	0.70	0.80
15 Gray	40	58'	12.5	0.72	0.83
	50	60'	13.9	0.74	0.86
	60	62'	15.1	0.76	0.87
18 Red	40	59'	15.6	0.86	1.00
	50	62'	17.5	0.88	1.01
	60	65'	18.6	0.85	0.98
20 Dk. Brown	40	62'	17.5	0.88	1.01
	50	64'	19.1	0.90	1.04
	60	66'	20.4	0.90	1.04

* Factory-installed nozzle
Note: All precipitation rates calculated for 360-degree operation.

I-60 ADS Nozzle Performance Data							
Nozzle	Pressure Bars	Pressure kPa	Radius m	Flow m³/hr	Precip l/mi	Precip mm/hr	Precip mm/hr
7 Orange	2.8	275	15.2	1.48	24.6	13	15
	3.4	344	15.9	1.61	26.9	13	15
	4.1	413	16.5	1.75	29.1	13	15
10 Lt. Green	2.8	275	16.2	1.93	32.2	15	17
	3.4	344	17.1	2.16	36.0	15	17
	4.1	413	17.7	2.32	38.6	15	17
13 Lt. Blue*	2.8	275	17.1	2.39	39.7	16	19
	3.4	344	17.7	2.75	45.8	18	20
	4.1	413	18.3	2.95	49.2	18	20
15 Gray	2.8	275	17.7	2.84	47.3	18	21
	3.4	344	18.3	3.16	52.6	19	22
	4.1	413	18.9	3.43	57.2	19	22
18 Red	2.8	275	18.0	3.54	59.1	22	25
	3.4	344	18.9	3.98	66.2	22	26
	4.1	413	19.8	4.23	70.4	22	25
20 Dk. Brown	2.8	275	18.9	3.98	66.2	22	26
	3.4	344	19.5	4.34	72.3	23	26
	4.1	413	20.1	4.63	77.2	23	26



Hunter Industries Incorporated • The Irrigation Innovators
www.HunterIndustries.com

© 2003 Hunter Industries Incorporated
P/N 700013 LIT-272 3/03

Auckland NZ
PH: (09) 919 7600
FAX: (09) 919 7604

Distributed by: **aquaspec**
www.aquaspec.co.nz 0800 353 966

Christchurch NZ
PH: (03) 968 3230
FAX: (03) 968 3231