

D-060HF COMBINATION AIR VALVE

PAT. PEND

Full flow passage allows high air intake and discharge pressure; Preventing premature closing.

Special orifice design: combination of bronze and E.P.D.M rubber, assures long-term maintenance free operation.

Standard metal body - baked polyester coating.

Automatic component

A.R.I patent, Rolling Seal Mechanism:

- Dramatically reduces the possibility of obstruction by debris.
- Discharges high air flow rates up to 160 m³/h.
- One size orifice for a wide pressure range (up to 16 bar 230 psi).
- Self cleaning mechanism.

Body made of high strength plastic.

All operating parts are made of specially selected corrosion resistant materials.

Threads are available in BSPT/NPT.

Flanges are available in BS/ISO/ANSI standards.

Working pressure range: 0.2-16 bar (3-230 psi).

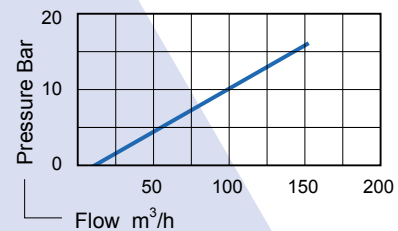
Available in 2" (50mm) - 8" (200mm).

Ordering

Upon ordering, please specify: model, size, working pressure, threads/flanges standard and type of liquid.



AUTOMATIC AIR DISCHARGE CHART

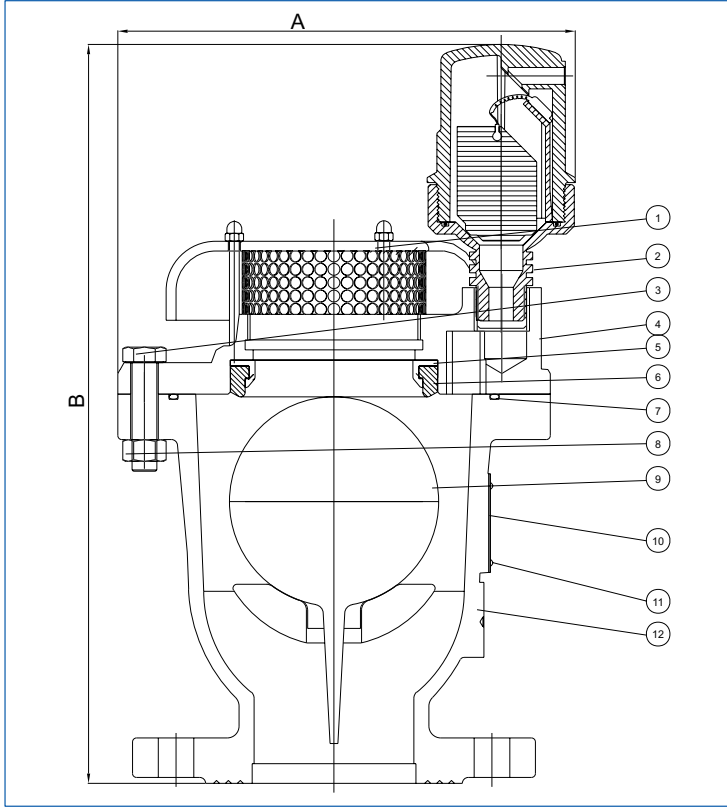


ECD060HF2000

Auckland NZ
PH: (09) 919 7600
FAX: (09) 919 7604

Distributed by: **aquaspec**
www.aquaspec.co.nz 0800 353 966

Christchurch NZ
PH: (03) 968 3230
FAX: (03) 968 3231



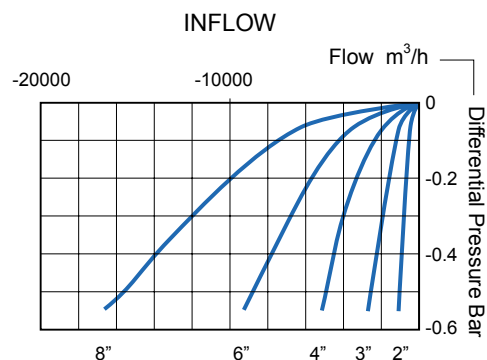
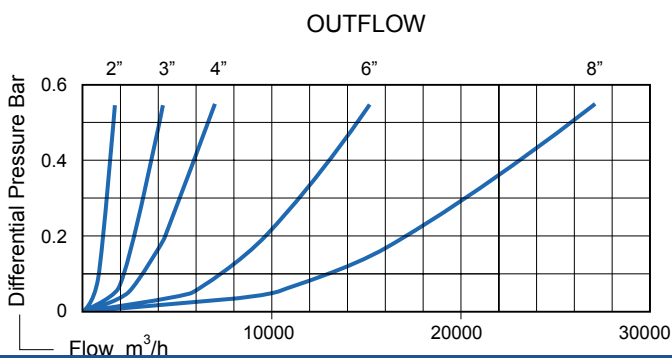
PARTS LIST AND SPECIFICATION

No.	Part	Material
1.	Protective Assembly	
2.	Automatic A.V. Assembly	
3.	Bolt	Galvanized Steel, Chromate Plated
4.	Cover	Cast Iron ASTM A-48 CL35B
5.	Nozzle Seal	Rubber E.P.D.M
6.	Nozzle Seat	Bronze ASTM B-62 B271 C83600
7.	O-ring	Buna-N
8.	Nut	Galvanized Steel, Chromate Plated
9.	Float	Stainless Steel SAE 304L
10.	Lable	Stainless Steel
11.	Nail	Stainless Steel
12.	Body	Cast Iron ASTM A-48 CL35B

DIMENSIONS AND WEIGHTS

Nominal Size	Dimentions mm		Weight Kg	Orifice Area: Kin. Valve mm ²
	A	B		
50mm 2" Threaded				
50mm 2" Flanged	190	312	12.0	1960
80mm 3"	232	375	18.6	5030
100mm 4"	262	411	27.2	7850
150mm 6"	553	550	77.6	17662
200mm 8"	463	623	116.5	31400

NOMINAL AIR FLOW CHART



Auckland NZ
 PH: (09) 919 7600
 FAX: (09) 919 7604

Distributed by: **aquaspec**
 www.aquaspec.co.nz 0800 353 966

Christchurch NZ
 PH: (03) 968 3230
 FAX: (03) 968 3231