

D-050-C, D-052 COMBINATION AIR VALVE.

PAT. PEND

Reliable operation reduces water hammer incidents.

Dynamic design allows high velocity air discharge, up to 0.8 bar differential pressure; Preventing premature closing.

The body is made of metal casting, and all operating parts are made of specially selected corrosion resistant materials.

Lightweight, small dimensions, simple and reliable structure.

Vandalism protect by a metal casting body.

Special nozzle design: combination of bronze and E.P.D.M rubber, assures long-term maintenance free operation.

The drainage outlets enables removal of excess fluids.

Standard cast metal body - baked polyester coating.



Automatic component

A.R.I patent, rolling seal mechanism:

- Dramatically reduces the possibility of obstruction by debris.
- Discharges high air flow rates up to 160 m³/h.
- Self cleaning mechanism.
- One size orifice for a wide pressure range (up to 16 bar).

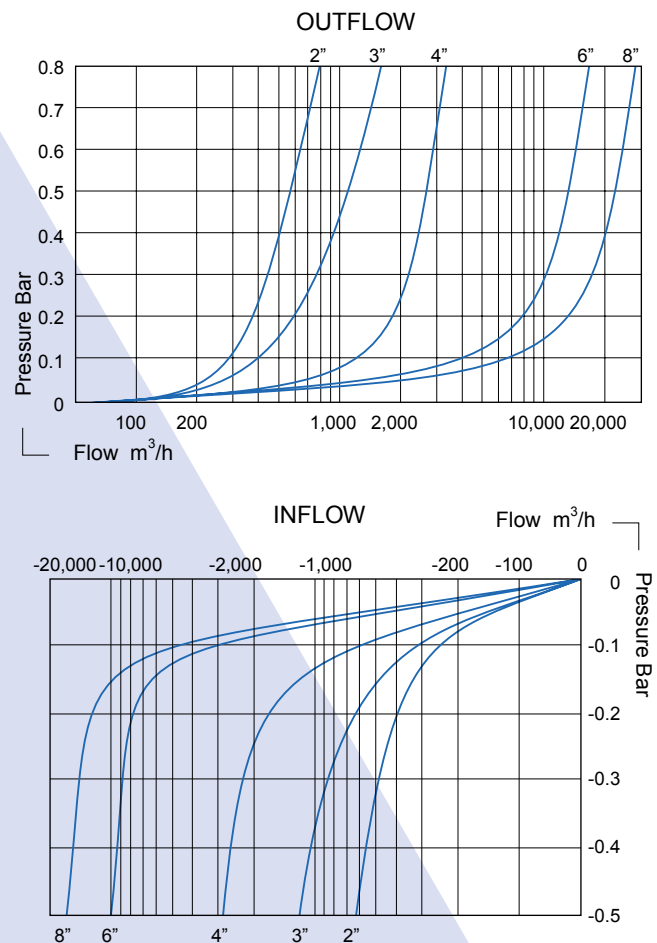
Threads are available in BSPT/NPT.

Flanges are available in BS/ISO/ANSI standards.

Working pressure range: D-050-C: 0.2-16 bar. (3-230 psi).
D-052: 0.2-25 bar (3-360 psi).

Available in 2" (50mm) - 8" (200mm)

KINETIC AIR DISCHARGE CHART



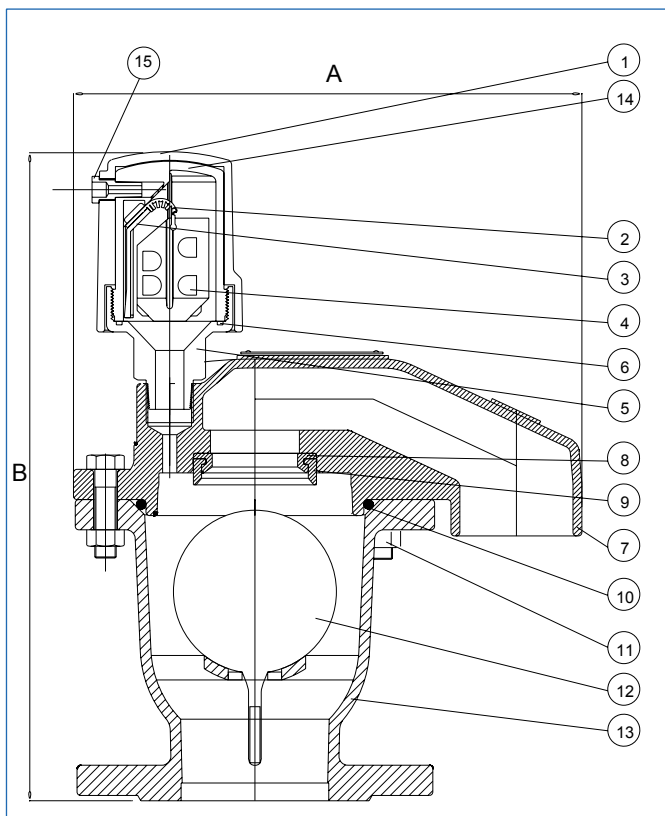
ECD050C2000

Auckland NZ
PH: (09) 919 7600
FAX: (09) 919 7604

Distributed by: **aquaspec**
www.aquaspec.co.nz 0800 353 966

Christchurch NZ
PH: (03) 968 3230
FAX: (03) 968 3231

PARTS LIST AND SPECIFICATION



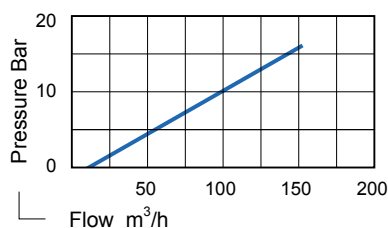
No.Part	Material	
1. Body	PN16	Cast Iron ASTM A48 CL.20B
	PN25	Sphero Nodular ASTM-536 60-40-18
2. Rolling Seal	Rubber E.P.D.M	
3. Clamping Stem	Reinforced Nylon	
4. Float	Foamed Polypropylene	
5. Base	Brass ASTM B-124	
6. O-Ring	Buna-N	
7. Cover	PN16	Cast Iron ASTM A-48 CL.35B
	PN25	Cast iron ASTM-536 60-40-18
8. Nozzle Seat	Bronze ASTM B-62 B-271 C83600	
9. Nozzle Seal	Rubber E.P.D.M	
10. O-Ring	Buna-N	
11. Bolt and Nut	Galvanized Steel, Chromate Plated	
12. Float	2"-4"	Polycarbonate
	6"-8"	Stainless Steel 304L
13. Body	PN16	Cast Iron ASTM A-48 CL.35B
	PN25	Sphero Nodular ASTM-536 60-40-18
14. Sleeve	Reinforced Nylon	
15. Threaded Outlet	Brass	
■ Basket	in 2"	Polypropylene
■ Protective Cover	in 6"/8"	Cast Iron ASTM A-48 CL.35B
	PN25	Sphero Nodular ASTM-536 60-40-18

DIMENSIONS AND WEIGHTS

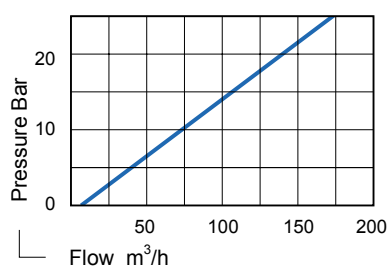
Nominal Size	Dimensions mm		Weight Kg (PN16)	Orifice Area: Kin. Valve mm ²	Drainage outlet mm	
	A	B			Internal	External
50mm 2" Threaded	173	340	10.0	794	1.5" BSP	not
50mm 2" Flanged	173	346	13.0	794	threaded	applicable
80mm 3"	286	368	19.3	1809	63.5	74.6
100mm 4"	342	393	27.4	3317	80.0	96.0
150mm 6"	553	557	79.0	17662	124.0	140.0
200mm 8"	553	564	87.0	17662	124.0	140.0

* Automatic Valve Orifice Area: 12mm² for D-050-C; 9mm² for D-052.

AUTOMATIC AIR DISCHARGE CHART FOR MODEL D-050-C



AUTOMATIC AIR DISCHARGE CHART FOR MODEL D-052



Auckland NZ
PH: (09) 919 7600
FAX: (09) 919 7604

Distributed by: **aquaspec**
www.aquaspec.co.nz 0800 353 966

Christchurch NZ
PH: (03) 968 3230
FAX: (03) 968 3231