

Hunter[®]
The Irrigation Innovators

Distributed by:
aquaspec

www.aquaspec.co.nz

0800 353 966

Auckland NZ Christchurch NZ
PH: (09) 919 7600 PH: (03) 968 3220
FAX: (09) 919 7604 FAX: (03) 968 3221

ACC

*Hunter's
most powerful
controller for
command of
large and
sophisticated
sites*



Real Time Flow Sensing



Optional ET Module



Remote Compatible

The ACC brings the convenience and versatility of modularity to the most advanced controller the company has ever created. The adaptable modular design not only allows configuration to the number of stations you desire, it also makes it easy to upgrade to true 2-way communication with a Hunter central control system. Customize your controller in the field with the features you need: plug-in modules add stations and add central control communication capability. But what truly sets the ACC apart are its many features, most notably real-time flow sensing. This feature allows the controller to dynamically respond to flow changes by station and track system water use. The ACC also boasts a total of 6 independent and 4 custom programs and the unique ability to assist the water manager in conforming to "watering windows." Plus, the ACC's large backlit LCD display offers the user a convenient means to personalize on-screen station and program names.



Metal Cabinet

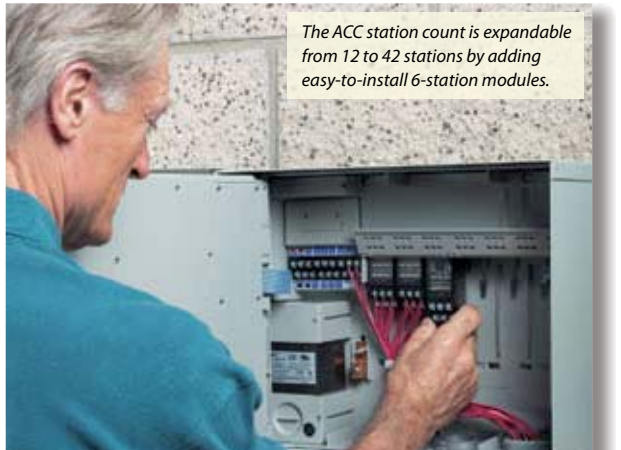


Plastic Pedestal



Metal Pedestal

Features & Benefits



Real-time flow sensing in standalone mode

Learns flow by station and automatically responds to incorrect flow

Stations expand with plug-in modules

Provides easy addition of more stations and simplified inventory management

Easy modular upgrade to 2-way communication with central control

Simple plug-in modules upgrade ACC to hardwire, modem, or radio control

6 fully-independent programs (plus 4 custom programs)

Automatic programs each have separate day cycles and 10 start times, offering total flexibility for complex landscapes

Independent day schedule options for each program

Maximum scheduling choices (select days of the week, true odd/even days, skip days up to 31 days)

Non-volatile 100-year memory

Program data is retained during power outages, no battery required

Cycle and Soak capability by station

Allows run times to be divided into repeat cycles to minimize runoff

Remote control ready

Pre-wired to directly accept Hunter ICR remote control—plug and go!

Watering Window Manager™

User defines hours and days of week when no watering is allowed; will override any user-set programs that enter that time frame

Multiple sensor capability

Accommodate devices for weather and flow to provide automatic system shutoff in abnormal conditions

Large Backlit LCD

For easy viewing of readouts whether in dim conditions or bright sunlight.

Information Button

Provides programming help and unlocks hidden features.

Ability to Name Programs and Stations

Makes field identification of programs and stations easy.



Pause/Resume Feature

Allows the user to suspend watering, and then resume where it left off (no missed irrigation).

Two Programmable Master Valve/ Pump Circuits

Can either be normally closed or normally open.

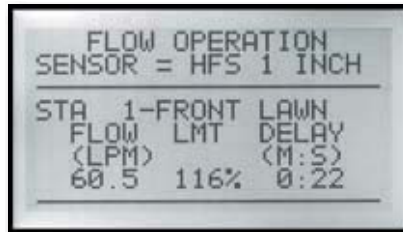
Cycle and Soak

Minimizes runoff with tight soils or slopes.

Real-Time Flow Sensing: Immediate Response to Abnormal Flows

Never before has a standalone version of a top-level controller offered real-time flow sensing as an economical option. With the ACC, Hunter brings this feature once considered elite to even small projects with limited budgets. Real-time flow sensing will identify a system's low flow or overflow conditions instantaneously, before resulting damage (to either the system or surrounding landscape) can occur.

The user determines the threshold for what will be recognized as a "highest flow rate" and "lowest flow rate" by station. In turn, the controller will calibrate itself to automatically identify any flow below or above these pre-determined limits to be an incorrect flow condition. When the limits are exceeded, the ACC shuts off that part of the system. To bring real-time flow sensing to the ACC, simply add the HFS flow sensor and the corresponding FCT sensor body your piping requires.




The large backlit LCD display provides lots of information and easily steps the user through the programming process.



Put an end to flow emergencies forever! To bring real-time flow sensing to the ACC, simply add the HFS flow sensor and the corresponding FCT sensor body your piping requires.

ACC Pedestal Models

Featuring the highest-grade construction, the ACC plastic pedestal can stand up to the harshest conditions Mother Nature (and humans) can dish out. The plastic pedestal is rustproof, weather-resistant, and UV-tested to prevent fading... plus, it won't dent. In addition, you won't believe the amount of space in its interior. There's ample room to accommodate all of your field wiring and central control wiring needs, and it's even possible to permanently install the receiver for an ICR remote control.



The plastic pedestal is the perfect height and angle for easy programming.

Auckland NZ
PH: (09) 919 7600
FAX: (09) 919 7604

Distributed by: **aquaspec**
www.aquaspec.co.nz 0800 353 966

Christchurch NZ
PH: (03) 968 3230
FAX: (03) 968 3231

Models

- ACC-1200 – 12-station controller, metal cabinet, 42-station capacity
- ACC-1200-PP – 12 station controller, plastic pedestal, 42-station capacity
- ACC-99D – 2-Wire decoder controller with 99 station capacity, metal cabinet
- ACC-99DPP – 2-Wire decoder controller with 99 station capacity, plastic pedestal
- ACM-600 – 6-station module for use with any ACC
- AGM-600 – 6-station module with extreme service surge protection
- HFS – Hunter flow sensor, requires the use of an FCT-xxx
- ACC-PED – Metal pedestal for use with ACC-1200

Dimensions

- ACC Cabinet : 31.37 cm H x 39.37 cm W x 16.38 cm D
- ACC Metal Pedestal: 91.45 cm H x 39.37 cm W x 12.7 cm D
- ACC Plastic Pedestal: 97.47 cm H x 54.61 cm W x 40.32 cm D

Specifications and Features

- Transformer input: 120/230VAC, 50/60Hz, 2A at 120VAC, 1A at 230VAC
- Transformer output: 24VAC, 4A, 120VA
- Station output: 24VAC, 0.56A (2 valves)
- Maximum total output: 24VAC, 4A (14 valves), includes master valve circuits
- Two master valve outputs: 24VAC, 0.3A each
- Rain sensor override compatible with most brands utilizing a normally closed micro switch
- Seasonal adjustment: 0 to 300% in 1% increments
- All programs can run simultaneously or stack, selectable
- Self-diagnostic circuit breaker: skips shorted stations and continues watering
- Station run times: up to 6 hours
- Programmable delay between stations of up to 6 hours
- Programmable rain delay up to 31 days
- CE Mark, C-Tik
- 365 day calendar (including leap year)
- Hunter Quick Check™ helps troubleshoot field wiring problems
- Test program feature allows for quick system checks
- Central control compatible with Hunter IMMS™ system
- Upgrade to ET capability



Programmable under battery power.

Integrates Seamlessly with Hunter Irrigation Management and Monitoring System™

The ACC controller has been designed specifically to accommodate the IMMS™, Hunter's affordable water management tool that can monitor and control a network of irrigation systems from a single location. For the ACC to access the virtues of the IMMS, just plug in



a convenient module. No external boxes, hook-ups, or messy wiring is necessary. The module features a separate LCD readout and program buttons for simple viewing. And, everything you need fits neatly into the cabinet or pedestal, including your radio or modem connections, if needed.

Add ET Capabilities to the ACC

Simply put, evapotranspiration (ET) is the amount of water that your plants need to be replaced either through rainfall or irrigation. By calculating ET, it is possible to more accurately adjust the watering requirements of your landscape as climatic conditions change. However, typical ET systems commonly depend upon data received from the nearest official weather station. Quite often, that data is not representative of your particular site, since slight differences in elevation or terrain can create individual microclimates whose temperature and precipitation can vary substantially from the general "climate" of an area. As part of the ACC, the Hunter ET System provides you with essential weather data that is collected on site. In addition to being able to shut off watering in the event of rain, the ET System also takes into account such variables as soil type, plant type, slope, and sun exposure, enabling the ACC to automatically adjust its programs to accommodate more subtle changes in your weather, not the weather somewhere else.



ACC Quick Reference Chart

Desired Station Configuration	Order Base Unit	Plus Number of modules	Specify as:
12 Zone	one ACC-1200	no module needed	ACC-1200
18 Zone	one ACC-1200	one ACM-600	ACC-1800
24 Zone	one ACC-1200	two ACM-600	ACC-2400
30 Zone	one ACC-1200	three ACM-600	ACC-3000
36 Zone	one ACC-1200	four ACM-600	ACC-3600
42 Zone	one ACC-1200	five ACM-600	ACC-4200

SPECIFICATION GUIDE

EXAMPLE: **ACC - 1200 - PED**

MODEL	FEATURES	OPTIONS USER INSTALLED
ACC	1200 = 12-Station Base Unit Controller, Metal Cabinet, Expands to 42 Stations 1200PP = 12-Station Base Unit Controller, Plastic Pedestal, Expands to 42 Stations 99D = 2-Wire Decoder Controller with 99 Station Capacity, Metal Cabinet* 99DPP = 2-Wire Decoder Controller with 99 Station Capacity, Plastic Pedestal*	PED = Optional Metal Pedestal
ACM	600 = 6-Station Plug-in Module for use with any ACC Controller Model	
HFS	Hunter Flow Sensor, requires the use of an FCT-xxx	
ACC-COM	HWR = Hardwire Connection Communication Module for "Satellite" Installations POTS = Regular Dial-up Telephone (RJ-11) Connection Communication Module for "Satellite" Installations GSM-E = Cellular Connection Communication Module for "Satellite" Installations	
ACC-HWIM RADS3	Terminal for Hardwire Connections (In- and Outbound Wire) UHF Radio Communications Module (Antenna not Included)	

* See ACC-99D Brochure (INT-568) for detailed information.

Auckland NZ
PH: (09) 919 7600
FAX: (09) 919 7604

Distributed by: **aquaspec**
www.aquaspec.co.nz 0800 353 966

Christchurch NZ
PH: (03) 968 3230
FAX: (03) 968 3231